

Hats On

Photocopiable Pack 2

Take-Home CD Activity Sheets.....	2
Song and Rhyme Lyrics	11
“I Can ... ” Assessments	19
End-of-Level Assessment.....	28
BLMs	29



Take-Home CD Activity Sheet: Unit 1

Dear Family,

In English class, we met three members of the Hat People family. Listen to *Hello, Hat People* and help your child select and hold up the correct card for each verse.

02 Hello, Hat People

Hello, Cassie. Hello, Cassie.

Hello, Cassie.

Hello, hello, hello.

(Hello!)

Hello, Sam. Hello, Sam.

Hello, Sam.

Hello, hello, hello.

(Hello!)

Hello, Mom. Hello, Mom.


Hello, Mom.

Hello, hello, hello.

(Hello!)



Sam



Cassie



Mom



Take-Home CD Activity Sheet: Unit 2

Dear Family,

In English class, we are learning about toys. Have your child color the truck red, the car yellow, the boat orange, and the plane blue. Cut out the toys. Sing the song *Little Red Truck* and move each toy fast or slow along the race track.





03 Little Red Truck

Little red truck, little red truck,
Little red truck—go, go, go!
Little red truck, little red truck,
Little red truck—go fast; go s-|-o-w.

Verse 2: **yellow car**

Verse 3: **orange boat**

Verse 4: **blue plane**



Photocopiable D.R. © Macmillan Publishers S.A. de C.V. 2009



Take-Home CD Activity Sheet: Unit 3

Dear Family,

In English class, we are learning the names for parts of the body. Sing along to and do the actions for *Knee to Knee, Please*. Hold up one of the cards as a prompt for each verse.

04 Knee to Knee, Please

Knee to knee, please.

Knee to knee.

Knee to knee, knee to knee.

Knee to knee, please.

Knee to knee.

(repeat line)

Verse 2: **Shoulder**

Verse 3: **Head**

Verse 4: **Toes**

Verse 5: **Finger**

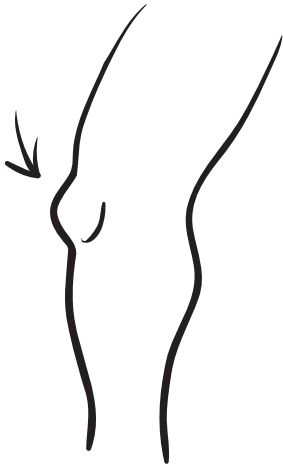
Thank you everybody, clap your hands.

Clap your hands, clap your hands.

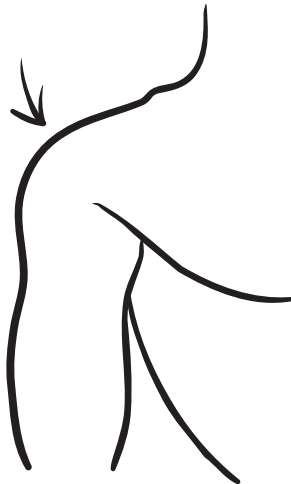
Thank you everybody, clap your hands.

Clap your hands, please.

Clap your hands.



knee




shoulder





head



toes



finger



hands



Photocopiable D.R. © Macmillan Publishers S.A. de C.V. 2009



Take-Home CD Activity Sheet: Unit 4

Dear Family,

In English class, we are learning about homes. Chant along to *Our Room* and point to the objects around you: window, door, walls, floor, etc. Together, count the number of windows and doors in a room in your home and write the numbers below.

05 Our Room

Our room has two windows.

Our room has one door.

Our room has four walls.

And a rug on the floor.

Our room has a table.


Our room has chairs.

Our room has our books.

And our teddy bear.

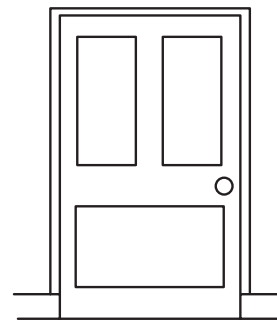
Our room has _____

windows.

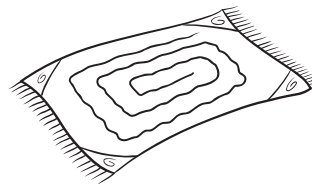


Our room has _____

doors.



Do you have a rug on the floor?



Yes

No

Take-Home CD Activity Sheet: Unit 5

Dear Family,

In English class, we are learning about food. Cut out the four pictures, listen to *The Lemonade Chant*, and put the pictures in order.

06 The Lemonade Chant

First you take the water and
you pour it, you pour it.

Lemonade, lemonade—yummy, yummy!

Then you add the sugar and
you stir it, you stir it.

Lemonade, lemonade—yummy, yummy!

Then you take the lemon and
you squeeze it, you squeeze it.

Lemonade, lemonade—yummy, yummy!

Then you pick up the cup and
you drink it, you drink it.

Lemonade, lemonade—yummy, yummy!





Take-Home CD Activity Sheet: Unit 6

Dear Family,



In English class, we are learning about the weather and clothes. Help your child color and cut out the pictures of Sam, Pam, and Cassie. Paste them to a popsicle stick or drinking straw and use them as puppets. Have them say: *I'm wearing (sunglasses)*. Listen to *It's a Sunny, Sunny Day* with your child and hold up the correct puppets. After the song, ask your child to name other items of clothing the puppets are wearing.

07 It's a Sunny, Sunny Day

It's a sunny, sunny day.
Put on your sunglasses.
Let's go play!

It's a rainy, rainy day.
Put on your raincoat.
Let's go play!

It's a cold, cold, cold, cold day.
Put on your mittens.
Let's go play!



Photocopiable D.R. © Macmillan Publishers S.A. de C.V. 2009

Take-Home CD Activity Sheet: Unit 7

Dear Family,

In English class, we are learning about farm animals and the sounds they make. Cut out the picture cards and listen to *Down on the Farm*. Let your child hold up the correct picture as you sing about the animals. Help your child color the pictures to match the song. Sing two new verses of the song: *there is a little orange cat* and *there is a little brown dog*. In English, the cat says “meow” and the dog says “woof.”

08 Down on the Farm

Down on the farm, **there is a big brown cow.**
(repeat)


The **cow says: moo, moo, moo.** (repeat)

Oh we're on the way, oh we're on the way,
On the way to the farm. (repeat both lines)


Verse 2: **there is a big black horse;**
horse says: neigh

Verse 3: **there are two little lambs;**
lambs say: baa


Verse 4: **there are three little ducks;**
ducks say: quack




horse




cow



lambs



ducks



cat



dog



Take-Home CD Activity Sheet: Unit 8

Dear Family,

In English class, we are learning about jobs. Look at the pictures with your child. Ask your child to point to the firefighter, the pilot, the teacher, the doctor, and the librarian. Listen to *What Does Your Mom Do?* Have your child point to the matching picture as you sing along together.

09 What Does Your Mom Do?

What oh what, what oh what does your
mom do?

She's a pilot. She's a pilot.



She works hard. She works hard.

Verse 2: **dad; He's a teacher.**

Verse 3: **mom; She's a firefighter.**

Verse 4: **dad; He's a doctor.**

Verse 5: **mom; She's a librarian.**



Take-Home CD Activity Sheet: Unit 9

Dear Family,

In English class, we are learning about nighttime and night animals. Listen to *Good Night* and point to the objects and animals in the picture. Let your child name some of the things in the picture. Ask questions such as: *How many stars are there?* (Count them together.) *Where is the moon? Point to the wolf. What is the owl doing? What are the children doing?*

10 Good Night

The moon is in the sky.

Good night, good night.

The moon is in the sky.

Good night, good night.

Verse 2: The stars are in the sky; Good night

Verse 3: The owl is flying in the sky; Hoo-hoo

Verse 4: The wolf is howling at the moon; Aaa-ooo

Verse 5: The children are in their beds; Good night





Songs and Rhymes

11 I'm a Big Boy Now

I'm a big boy now. (*point to yourself*)

I go to school. (*walk in place*)

I'm a big boy now. Wow!

This is my school. (*open arms wide and look around*)

I'm a big girl now.

I go to school.

I'm a big girl now. Wow!

This is my school.

I'm a teacher now.

I go to school.

I'm a teacher now. Wow!

This is my school.

12 Little Kites

1, 2, 3, 4, 5,

Little kites way up high.

See them float, (*wave hands softly in air*)

See them fly. (*flap hands like a bird's wings*)

See them dance, (*wave hands from side to side*)

In the sky.

See them stop, (*hands stop moving*)

See them fall. (*drop hands suddenly*)

1, 2, 3, 4, 5, (*make all 5 fingers dive down*)

That's all!

Songs and Rhymes

13 Clap Your Hands

(do the actions)

Clap, clap, clap your hands.
Clap your hands together.
Clap, clap, clap your hands.
Clap your hands together.

Shake, shake, shake your hands.
Shake your hands together.
Shake, shake, shake your hands.
Shake your hands together.

Roll, roll, roll your hands.
Roll your hands together.
Roll, roll, roll your hands.
Roll your hands together.

14 If You're Happy and You Know It

(do the actions)

If you're happy and you know it,
clap your hands.
If you're happy and you know it,
clap your hands.
If you're happy and you know it,
if you're happy and you know it,
If you're happy and you know it,
clap your hands.

If you're angry and you know it,
stamp your feet.
If you're angry and you know it,
stamp your feet.
If you're angry and you know it,
if you're angry and you know it,
If you're angry and you know it,
stamp your feet.

If you're sad and you know it,
cry "boo-hoo." (Boo-hoo!)
If you're sad and you know it,
cry "boo-hoo." (Boo-hoo!)
If you're sad and you know it,
if you're sad and you know it,
If you're sad and you know it,
cry "boo-hoo." (Boo-hoo!)

If you're tired and you know it,
go to bed. (Good night.)
If you're tired and you know it,
go to bed. (Good night.)
If you're tired and you know it,
if you're tired and you know it,
If you're tired and you know it,
go to bed. (Good night.)

Songs and Rhymes

15 Wash, Wash, Wash

Wash, wash, wash your hands, *(pretend to wash your hands)*

Right before you eat. *(pretend to eat)*

Wash, wash, wash your hands,

Right before you eat.

Brush, brush, brush your teeth, *(mime brushing teeth)*

Right after you eat.

Brush, brush, brush your teeth,

Right after you eat.

16 The Teddy Bear Chant

Teddy bear, teddy bear, turn around. *(turn around)*

Teddy bear, teddy bear, touch the ground. *(touch the ground)*

Teddy bear, teddy bear, walk to the playground. *(walk in place)*

Teddy bear, teddy bear, make a big sound.

Yeah, yeah, yeah! *(raise hands up high)*

Songs and Rhymes

17 The Farmer Is Planting Seeds

(pretend to plant seeds)

The farmer is planting seeds.

The farmer is planting seeds.

Hi, ho the derry-o,

The farmer is planting seeds.

(hold arms in circle above head)

The sun is shining down.

The sun is shining down.

Hi, ho the derry-o,

The sun is shining down.

(wiggle fingers in a downward motion)

The rain is falling down.

The rain is falling down.

Hi, ho the derry-o,

The rain is falling down.

(hold up both fists, slowly raise fingers)

The seeds begin to grow.

The seeds begin to grow.

Hi, ho the derry-o,

The seeds begin to grow.

18 I Can ...

(do the actions)

I can clap my hands.

I can touch my toes.

I can wiggle my fingers.

I can tap my nose.

I can run very fast.

I can walk very s-(-o-w.

I can wave goodbye.

I can say "hello!"

Songs and Rhymes

19 Five Little Monkeys

Five little monkeys jumping on the bed,
(make correct number of fingers hop up and down)

One falls off and bumps her head.
(smack your head with the palm of your hand)

Mama calls the doctor and the doctor says,
(pretend to talk on the phone)

“Put those monkeys right to bed!”
(shake your finger as if scolding)

Four little monkeys jumping on the bed,
One falls off and bumps her head.
Mama calls the doctor and the doctor says,
“Put those monkeys right to bed!”

Three little monkeys jumping on the bed,
One falls off and bumps her head.
Mama calls the doctor and the doctor says,
“Put those monkeys right to bed!”

Two little monkeys jumping on the bed,
One falls off and bumps her head.
Mama calls the doctor and the doctor says,
“Put those monkeys right to bed!”

One little monkey jumping on the bed,
She falls off and bumps her head.
Mama calls the doctor and the doctor says,
“Put that monkey right to bed!”

Songs and Rhymes

20 In the Noisy House

(Move your shoulders up and down as you make the creaking sound.)

The door in the house goes
creak, creak, creak,
Creak, creak, creak, creak, creak, creak.
The door in the house goes
creak, creak, creak,
In the noisy house.

(Shake your hands in the air as you make the rattling sound.)

The window in the house goes
rattle, rattle, rattle,
Rattle, rattle, rattle,
rattle, rattle, rattle.
The window in the house goes
rattle, rattle, rattle,
In the noisy house.

(Move your finger and head from left to right as you make the sound.)

The clock in the house goes
tick, tock, tick,
Tick, tock, tick, tick, tock, tick.
The clock in the house goes
tick, tock, tick,
In the noisy house.

The farmers in the house say,
“We cannot sleep!”
“We cannot sleep! We cannot sleep!”
The farmers in the house say,
“We cannot sleep!”
In the noisy house.

21 The Hello Song

Hello, girls, hello!
Hello, girls, hello!
Hello, girls, hello!
Hello, hello, hello!

Hello, boys, hello!
Hello, boys, hello!
Hello, boys, hello!
Hello, hello, hello!

Hello, teacher, hello!
Hello, teacher, hello!
Hello, teacher, hello!
Hello, hello, hello!

Songs and Rhymes

22 The Hats On Song

Hats off! Hats on!
Put your thinking hats on.
Hello, hello to you.

Hats off! Hats on!
Put your thinking hats on.
Hello, hello to you.

Hats off! Hats on!
Hats off! Hats on!
Hello, hello to you.

Hats off! Hats on!
Put your thinking hats on.
Hello, hello to you.

23 The Pick Up Song

Pick up the pencil. Pick up the pencil.
Pick up the pencil and put it away.

Pick up the crayon. Pick up the crayon.
Pick up the crayon and put it away.

Pick up the book. Pick up the book.
Pick up the book and put it away.

24 The Goodbye Song

Goodbye, boys. Goodbye, boys.
Goodbye, boys. Goodbye, goodbye, goodbye.

Goodbye, girls. Goodbye, girls.
Goodbye, girls. Goodbye, goodbye, goodbye.

Goodbye, teacher. Goodbye, teacher.
Goodbye, teacher. Goodbye, goodbye, goodbye.

Songs and Rhymes

25 The Circle Time Song

It's circle time, it's circle time,
It's circle time now.
Come to the circle.
It's circle time now.

It's circle time, it's circle time,
It's circle time now.
Come to the circle.
It's circle time now.

It's circle time, it's circle time,
It's circle time now.
Come to the circle.
It's circle time now.

26 Wash Your Hands

Wash your hands. Wash your hands.
Rub a dub.
Wash your hands. Wash your hands.
Rub a dub.